



**BLACKSHOW
AFRICA**

POWER TRANSMISSION PARTS

Spare parts in-stock when you need them

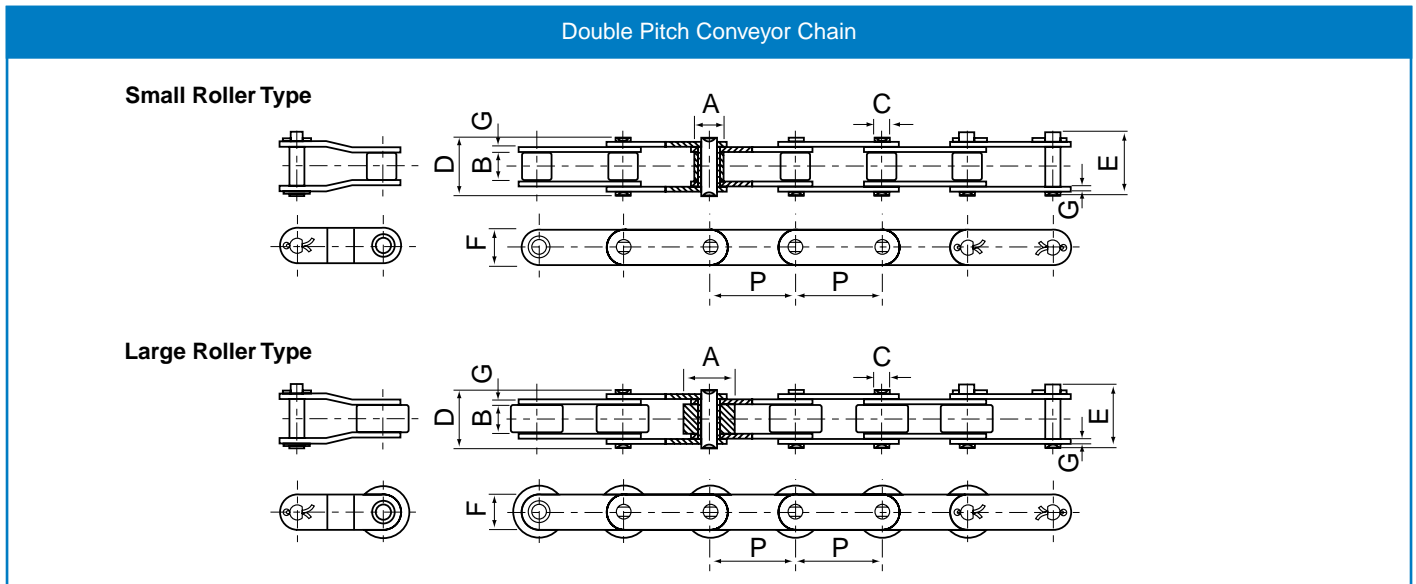
CHAIN



www.blackshowafrica.co.za

Double Pitch Chain

Double Pitch Conveyor Chain



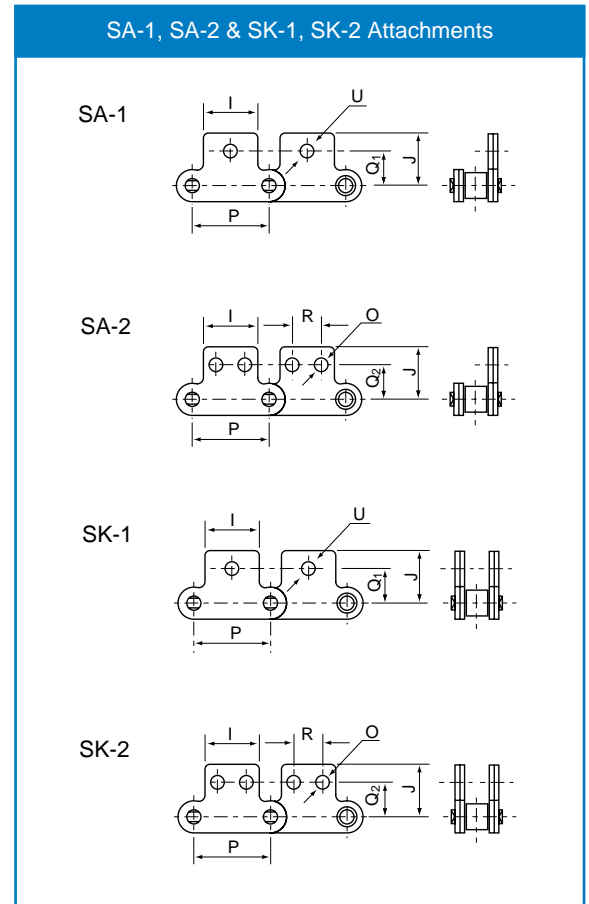
ISO Chain number	ANSI Chain number	Pitch P	Roller diameter A	Width between inner plates		Pin length		Side plate height F	Plate thickness G	Minimum tensile strength kN	Average tensile strength kN	Weight kg/m
				B	C	D	E					
	C2040	25.40	7.95	7.85	3.96	16.60	17.80	12.00	1.50	14.10	16.70	0.50
	C2042		15.88									
C208B C208BL	C2040H	25.40	7.95	7.85	3.96	18.80	19.90	12.00	2.03	14.10	17.20	0.65
			8.51									
			15.88									0.89
	C2050	31.75	10.16	9.40	5.08	20.70	22.20	15.00	2.03	22.20	28.10	0.78
	C2052		19.05									1.27
	C2060	38.10	11.91	12.57	5.94	25.90	27.70	18.00	2.42	31.80	36.80	1.12
	C2062		22.23									
	C2060H	38.10	11.91	12.57	5.94	29.20	31.60	18.00	3.25	31.80	41.60	1.44
	C2062H		22.23									
	C2080	50.80	15.88	15.75	7.92	32.70	36.50	24.00	3.25	56.70	65.70	2.08
	C2082		28.58									
	C2080H	50.80	15.88	15.75	7.92	36.20	39.40	24.40	4.00	56.70	70.00	2.54
	C2082H		28.58									
	C2100	63.50	19.05	18.90	9.53	40.40	44.70	30.00	4.00	88.50	102.60	3.01
	C2102		39.67									
	C2100H	63.50	19.05	18.90	9.53	43.60	46.90	30.00	4.80	88.50	112.40	3.56
	C2102H		39.67									
	C2120	76.20	22.23	25.22	11.10	50.30	54.30	35.70	4.80	127.00	147.30	4.66
	C2122		44.45									
	C2120H	76.20	22.23	25.22	11.10	53.50	57.50	35.70	5.60	127.00	160.90	5.26
	C2122H		44.45									
	C2160	101.60	28.58	31.75	14.27	64.80	69.60	47.80	6.40	226.80	278.90	8.23
	C2162		57.15									
	C2160H	101.60	28.58	31.75	14.27	68.20	73.00	47.80	7.20	226.80	285.80	9.06
	C2162H		57.15									

Standard boxed lengths are 5 metres or 10 feet.

Double Pitch Attachments

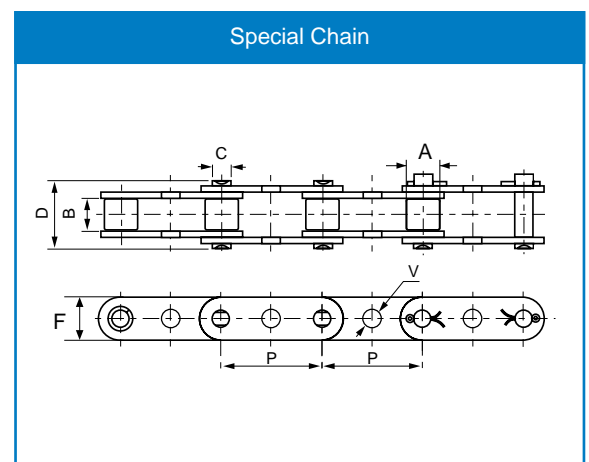
SA-1, SA-2 & SK-1, SK-2 Attachments

ISO Chain number	ANSI Chain number	P	I	R	Q ₁	Q ₂	J	O	U
	C2040 C2042	25.40	19.10	9.50	11.10	13.50	20.50	3.40	5.50
C208B C208BL		25.40	23.20	12.70	11.10	13.50	20.50	4.50	5.50
	C2050 C2052	31.75	23.80	11.90	14.30	15.90	25.00	5.50	6.60
	C2060 C2062	38.10	28.60	14.30	17.50	19.10	32.90	5.50	9.20
	C2060H C2062H	38.10	28.60	14.30	17.50	19.10	32.90	5.50	9.20
	C2080 C2082	50.80	38.10	19.10	22.20	25.40	43.50	6.60	11.00
	C2080H C2082H	50.80	38.10	19.10	22.20	25.40	43.50	6.60	11.00
	C2100 C2102	63.50	47.60	23.80	28.60	31.80	50.40	8.40	13.00
	C2100H C2102H	63.50	47.60	23.80	28.60	31.80	50.40	8.40	13.00



Special Chain (Attachment Holes in Side Plate)

ANSI Chain number	Pitch	Roller diameter	Width between inner plates	Pin diameter	Pin length	Side plate height	Side plate hole diameter
	P	A	B	C	D	F	V
C2040 C2042	25.40	7.95 15.88	7.85	3.96	16.60	12.00	4.10
C2050 C2052	31.75	10.16 19.05	9.40	5.08	20.70	15.00	5.10
C2060 C2062	38.10	11.91 22.23	12.57	5.94	25.90	18.00	6.10
C2060H C2062H	38.10	11.91 22.23	12.57	5.94	29.20	18.00	6.10
C2080 C2082	50.80	15.88 28.58	15.75	7.92	32.70	24.00	8.10
C2080H C2082H	50.80	15.88 28.58	15.75	7.92	36.20	24.00	8.10
C2100 C2102	63.50	19.05 39.67	18.90	9.53	40.40	30.00	10.10
C2100H C2102H	63.50	19.05 39.67	18.90	9.53	43.60	30.00	10.10

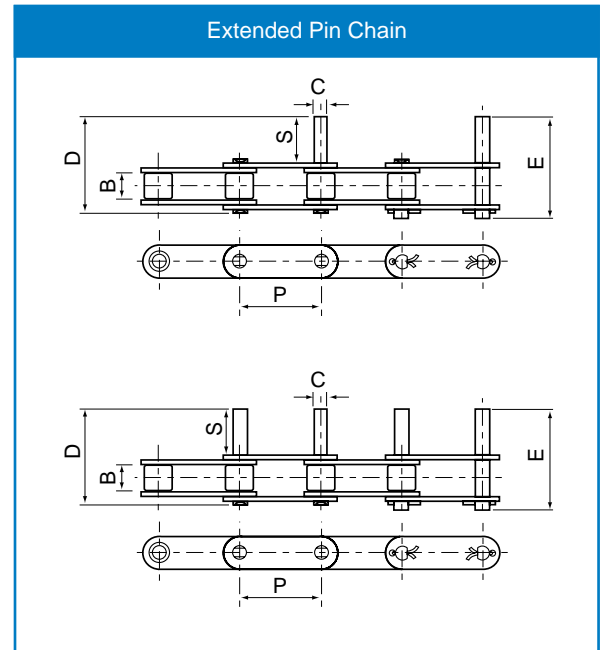


Chain Drives

Double Pitch Chain

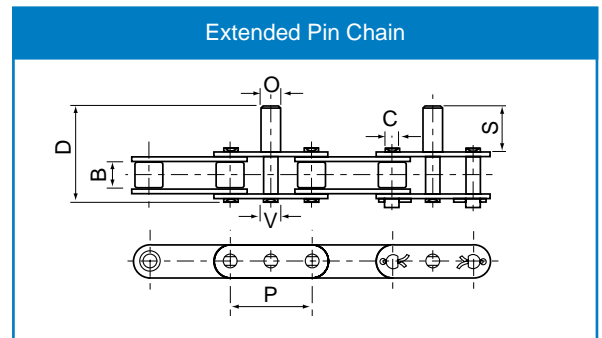
Extended Pin Chain

ANSI Chain number	Pitch					
	P	B	C	S	D	E
C2040	25.40	7.85	3.96	9.50	25.10	26.20
C2042	25.40	7.85	3.96	9.50	25.10	26.20
C2050	31.75	9.40	5.08	11.90	31.30	33.10
C2052	31.75	9.40	5.08	11.90	31.30	33.10
C2060	38.10	12.57	5.94	14.30	38.60	40.60
C2062	38.10	12.57	5.94	14.30	38.60	40.60
C2060H	38.10	12.57	5.94	14.30	42.00	43.80
C2062H	38.10	12.57	5.94	14.30	42.00	43.80
C2080	50.80	15.75	7.92	19.10	50.30	53.30
C2082	50.80	15.75	7.92	19.10	50.30	53.30
C2080H	50.80	15.75	7.92	19.10	53.50	55.00
C2082H	50.80	15.75	7.92	19.10	53.50	55.00
C2100	63.50	18.90	9.53	23.80	61.80	66.10
C2102	63.50	18.90	9.53	23.80	61.80	66.10
C2100H	63.50	18.90	9.53	23.80	65.00	68.30
C2102H	63.50	18.90	9.53	23.80	65.00	68.30
C2120H	76.20	25.22	11.10	28.60	79.60	83.60
C2122H	76.20	25.22	11.10	28.60	79.60	83.60
C2160H	101.60	31.75	14.27	38.10	103.00	107.80
C2162H	101.60	31.75	14.27	38.10	103.00	107.80



Extended Pin Chain

Chain number	Pitch						
	P	B	C	V	O	S	D
C2060H	38.10	12.57	5.94	5.94	8.00	25.00	53.00
C2060H	38.10	12.57	5.94	8.08	10.00	35.00	63.00
C2060H	38.10	12.57	5.94	5.94	12.70	41.20	69.20
C2060H	38.10	12.57	5.94	5.94	14.28	41.20	69.20



Hollow Pin Chain - Bushed Type (No Roller)

Chain number	Pitch	Roller diameter	Width between inner plates		Pin diameter		Pin length		Side plate height	Plate thickness	Minimum tensile strength	Average tensile strength	Weight	Type
			A	B	C	V	D	E						
C2040HP	25.400	7.95	7.85	5.63	4.00	16.5	17.6	12.00	1.50	11.00	12.6	0.46	B	
C2050HP	31.750	10.16	9.40	7.22	5.12	20.5	21.8	15.00	2.03	20.40	22.8	0.76	B	
02060HP	38.100	11.91	12.70	8.31	6.00	25.8	26.8	17.00	2.42	24.00	27.1	1.02	B	
C2080HP	50.800	15.88	15.75	11.40	8.05	32.5	33.8	24.00	3.25	50.00	55.2	1.81	B	

